

BILLET

BAFFLES STEPLIGHT

bold
lighting



The Billet family has been extended to cover pathway lighting applications. The Billet family of luminaries achieves consistency throughout indoor and outdoor spaces, while maintaining the same optical performance, light consistency, and overall aesthetics for stairs, corridors, and pathways.

The Billet Baffles Step-light is developed with the same optical engineering as the Billet Wallwasher to provide a long throw, clean side cut off, and powerful surface wash.

CONSTRUCTION

Product Type : Linear
Body Material : Extruded Aluminum
Body Finish : Black / Grey / White / Custom RAL
IP Rating : IP66

INSTALLATION

Environment : Wet Location
Mounting : Wall Recessed
 (Trim & Trimless)

OPTICS

Optical Distribution : Pathway
Glare Control : UGR<19

LIGHT SOURCE

Direct Light Source : High-power LEDs
Luminous Output : from 325lm/ft. to 1240lm/ft. (Delivered)
Light Source CCT : 2700K / 3000K / 3500K / 4000K / Tunable White (2700K-5000K) / Dim-to-Warm (3000K-1800K)
Color Rendering Index : Ra90

ELECTRICAL

Input Voltage : 120V / UNV 120-277V - 50Hz/60Hz
Load : 2W to 11W
Output Type : Constant Current
Driver Type : Remote
Dimming : 0-10V / DALI / ELV / DMX / Lutron Hi-Lume

Series	Mounting	Nominal Length
BOP	E Wall Recessed with Trim	06 6"
	F Wall Recessed Trimless	
		For exact lengths refer to dimensions table.

Code example: **BOP-F06W-L1H-W-P927-0**

Body Finish	Output ¹	Voltage	Dimming	Baffle	Beam Angle	CRI	Color Temp	Emergency
W White	L 325lm (2W)	1 120V	H No Dimming	W Flat White	P Pathway	9 +90	27 2700K	0 no
B Black	M 535lm (4.5W)	U² Universal 120V to 277V	I 0-10V to 1%	B Flat Black			30 3000K	9 90 mins
G Grey	H 850lm (7.5W)	2 220V-240V	J 0-10V to Fade-off	N Black Nickel			35 3500K	
X Custom RAL	V 1240lm (11W)		K DALI to 1%	C Specular Chrome			40 4000K	
	D 465lm (4.5W)		L ELV Dimming	S Silver			WD⁴ 3000K-1800K	
	W 850lm (9W)		M DMX	X Custom			TW⁵ 2700K - 5000K	
	U 515lm (6W)		N³ LUTRON					
	A 725lm (11W)							

Notes:

- ¹ Denotes output at 3000K, unless otherwise noted.
- ² Not applicable for ELV dimming.
- ³ Hi-Lume 1% EcoSystem Soft-on, Fade-to-Black dimming.
- ⁴ Denotes output specific to Dim-to-Warm at 3000K.
- ⁵ Denotes output specific to Tunable White at full on.

Consult factory for lead-times.
 Consult factory for systems using multiple optics and mounting configurations.



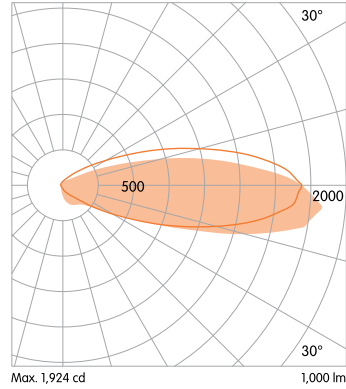
Bold Lighting
 4710 Ecton Dr., Marietta, GA 30066, USA
 info@boldlighting.us www.boldlighting.us
 t: +1-678-903-4061

OPTICAL FLEXIBILITY

PATHWAY

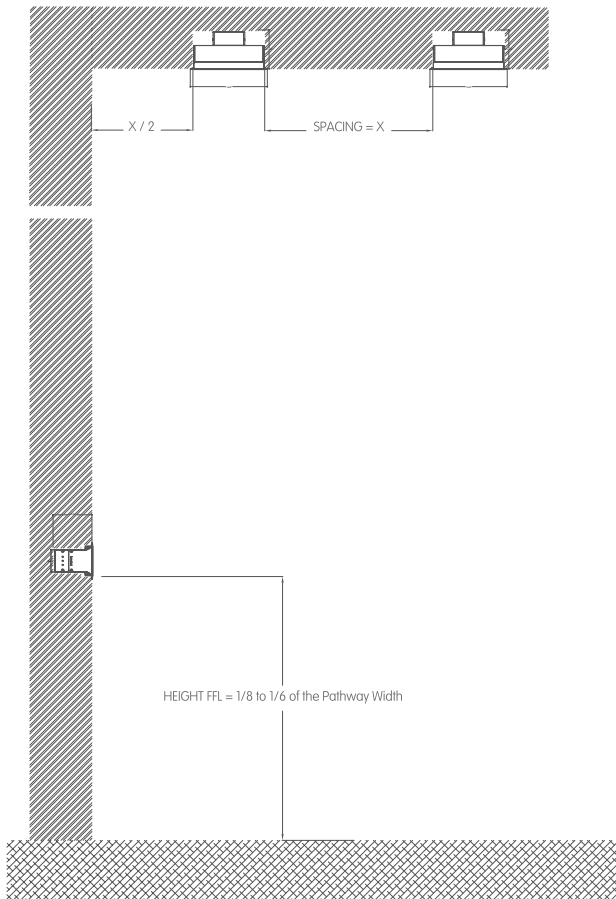


Baffles Steplight

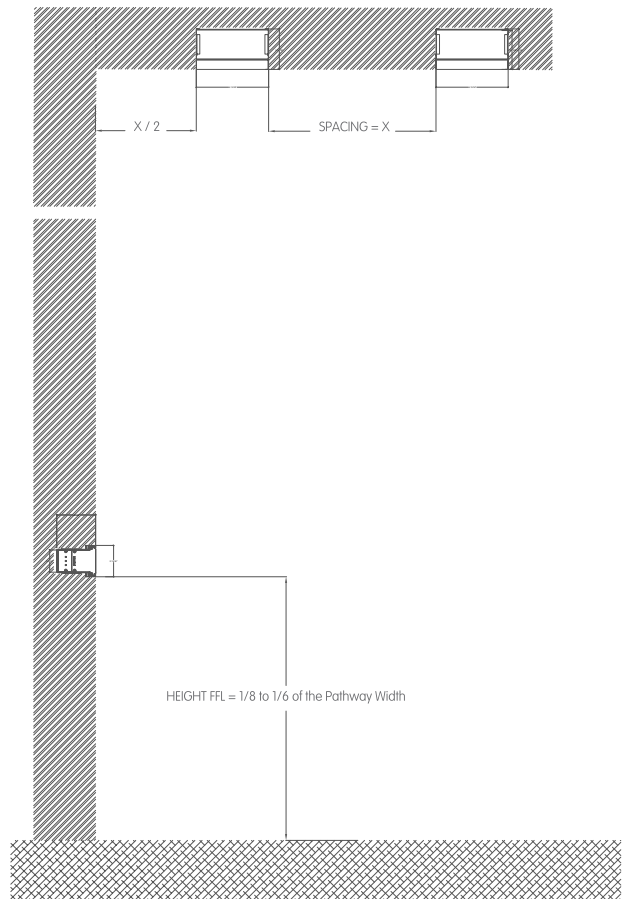


Baffles Steplight provides even illumination of vertical surfaces with a flexible setback of 1/8 to 1/6 of the wall height. This optic is ideal for washing large areas where exceptional uniformity is required.

RECESSED WITH TRIM

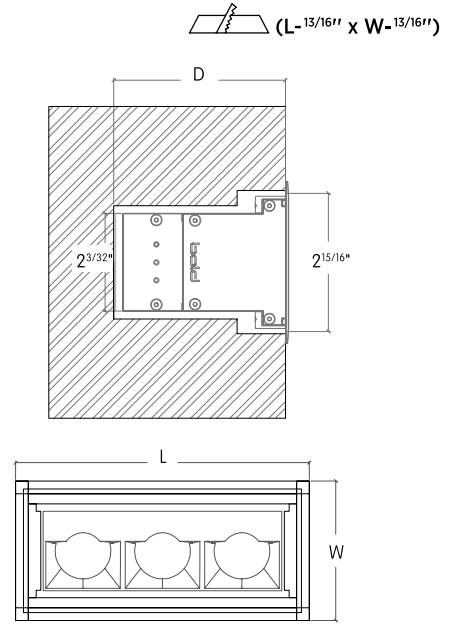



RECESSED TRIMLESS



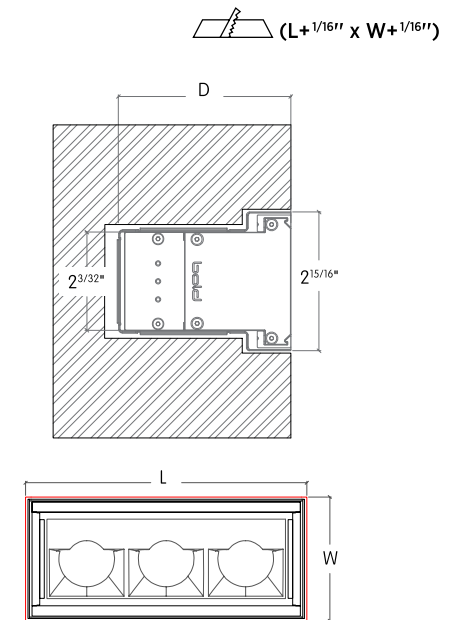

MOUNTING FLEXIBILITY

RECESSED WITH TRIM



Actual
 $L = 7\frac{5}{16}''$
 $W = 3\frac{7}{16}''$
 $D = 3\frac{21}{32}''$

RECESSED TRIMLESS



Actual
 $L = 6\frac{7}{8}''$
 $W = 2\frac{15}{16}''$
 $D = 3\frac{21}{32}''$



DELIVERED LUMEN OUTPUT

Output		Watts	CRI +90		
STATIC-WHITE			2700K	3000K	4000K
L	2W		260lm	270lm	285lm
M	4.5W		425lm	440lm	465lm
H	7.5W		675lm	700lm	740lm
V	11W		985lm	1020lm	1075lm
DIM-TO-WARM 3000K-1800K			3000K		
D	4.5W		465lm		
W	9W		850lm		
TUNABLE WHITE 2700K-5000K			2700K		5000K
U	6W		485lm		515lm
A	11W		675lm		725lm

DIMENSIONS TABLE

				6"			
		Height		Width		Actual Length	
		mm	Inch	mm	Inch	mm	Inch
Recessed with Trim		91	3 ⁹ / ₁₆	88	3 ⁷ / ₁₆	185	7 ⁵ / ₁₆
Recessed Trimless		93	3 ¹¹ / ₁₆	75	2 ¹⁵ / ₁₆	175	6 ⁷ / ₈

